

VIRAGE RADIO

Mobile app. Virage Radio

- After 3 times using the app the user is asked with a pop up :” VIRAGE RADIO – Si vous aimez cette application, laissez-nous un petit commentaire et une bonne note sur le store. Merci de votre support! » with an option « Noter (that leads to the store link in API) – Plus tard (that shuts the pop up and will ask in 3 times) – Jamais (in that case never propose that pop up again). (TEXT COMING FROM API)
 - When you are on home page and press to the return button you should get a popup asking : “ VIRAGE RADIO – Voulez-vous vraiment quitter cette application?” “OUI– NON ” if the answer is “oui” app must shut down, if “non” the popup shuts and the user stays on the home page (TEXT COMING FROM API)
 - **CAUTION:** we also want that the following informations to be displayed via Bluetooth : “Name of the radio + artist + tittle”
 - Only one interstitial Add should come at launch – if it’s a video sound please make sure sound of the radio shuts down for the duration of the ad – there should NEVER be 2 sounds at the same time on the app. (same for podcasts and radio) - (CODE FOR GOOGLE ADDS COMING FROM API)
 - Add the 2 following SDK : Mediametrie ANALYTICS + Highconnexion NOTIFICATIONS (CODES COMING AT THE END OF THE DOC)
- CAUTION : for notifications (versus Highconnexion) documentation will be sent with other elements.
Deeplinks for notifications must now be implemented.
- Screensplash must display number of version at the bottom



EXEMPLE url :
<https://xd.adobe.com/view/bfff0414-e664-4fea-9bf4-8089d961c787/>

Keys for API :
 given on a special file

HOME PAGE

After splashscreen, at launch, the application opens the home page.

At launch, the radio player is VIRAGE RADIO premium and the sound is in the **OFF mode**.

This page consists of the player + the list of Internet radio stations + contact /share / get on playlist menu + global menu

Caution : A smaller mobile screen must be able to see at least ONE webradio and a half (2 and a half on picture)



NAV BAR

Navbar is made of:

- Burger menu
- The name of the current radio played
 - The logo Virage radio

THE PLAYER :

It consists:

- The logo and name of the **played webradio**
- The visual of the cover (**picture sleeve**) and the current title information (artist's name and song title) which are recovered from a stream of the API

CAUTION : underneath the **background is blurred**


- **A Play / Stop button**

(No "Pause" button as no management streaming)

On one line below:

- A **Sharing button**: to click **ALL** sharing possibilities in the phone *(TEXT COMING FROM API)
- A Favorites button. (On click, it put the title played in the playlist page) it has to be synchronize with the star in the list of playlist page
- A **contact button** * informations are sent in API

ANDROID SHARING



THE INTERNET RADIO LIST :

The first radio listed VIRAGE RADIO PREMIUM

The following radios are defined in the flow of webradios from the API .

Each cell is composed list :

- The logo of Internet radio (**on left when played with "on air" on the right when played**)
- The current title information (artist's name and song title)

The radio played must have its logo on the right– the others must have a logo on the left and artist / title written on the right – the radio played must display ON AIR on the left

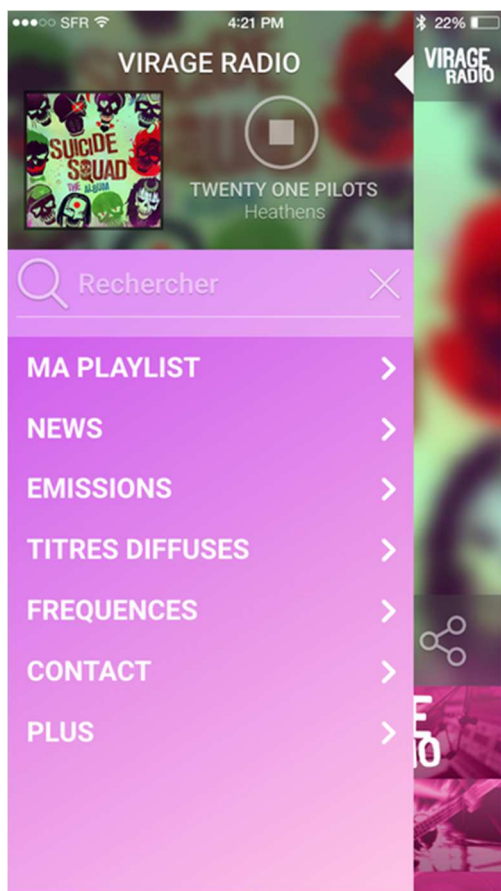
The player zone is not fixed : when the user scrolls the list webradios down, the player scrolls along the list.

When you click on a webradio to listen to it, the screen gets up to the big player and it plays the chosen radio

The texts shall be in 2 lines max otherwise add 3 dots (...)

Blurred background come from the graphic elements

MENU BURGER ON TOP LEFT



A MINIPLAYER at top

A SEARCH BAR

A MENU which has 7 tabs, grouped as follows

- Ma playlist
- News
- Émissions
- Titres diffusés
- Fréquences
- Contact
- Plus

On clicking the Burger menu, the whole page shifts to the right to display the menu

At the top of the menu a mini player plays the radio

The menu includes a search function (rechercher) which is in the form text field.

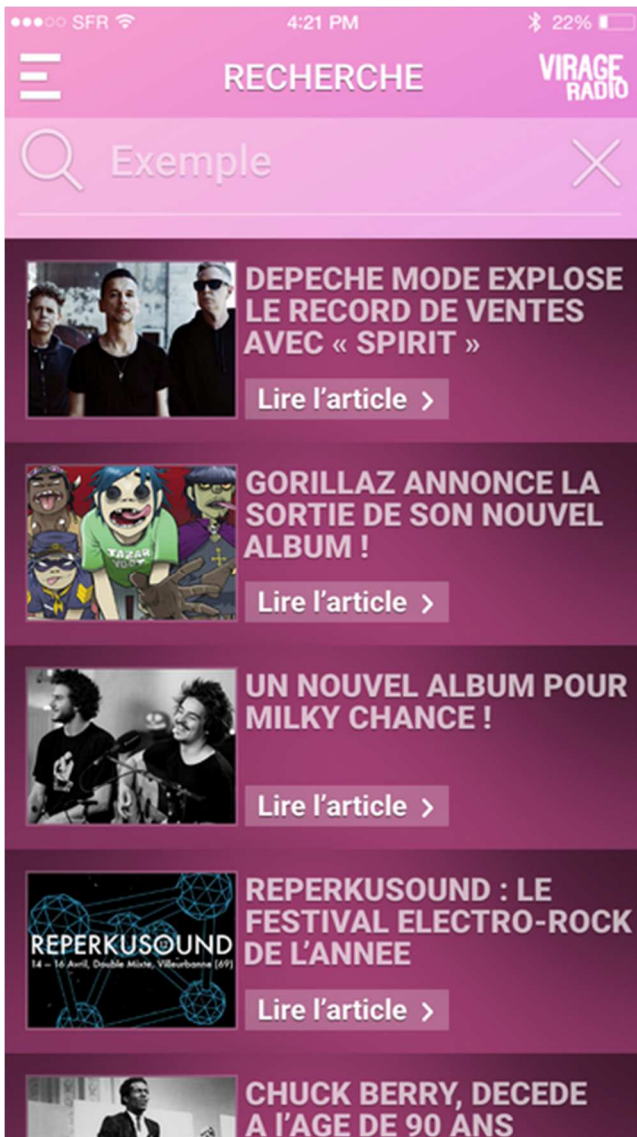
By clicking on button "Rechercher" of the keyboard, the user is redirected to the page RECHERCHE.

RESULT OF RECHERCHE

Caution: the search field recalls at least 2 letters (otherwise text is "Au moins 3 lettres pour votre recherche svp")

It is possible to do a new search directly from this page by entering a new expression directly into the search field and launching research via the button « rechercher » (search) of the keyboard – **don't forget to put a cross to cancel the search**

Keyboard must disappear when search is launched




The results are displayed as a list of articles

We **charge only the first 10 items**, then if you go down to the bottom of this list the following 10 were charged, etc...

Presentation of articles:

- the article are centered in the photo on the left.
- We see only the first 3 lines of the title followed by three dots if the title is longer.
 - Under each article when you press "Lire l'Article" the article can be read
 - When you click on a new article the old one shuts

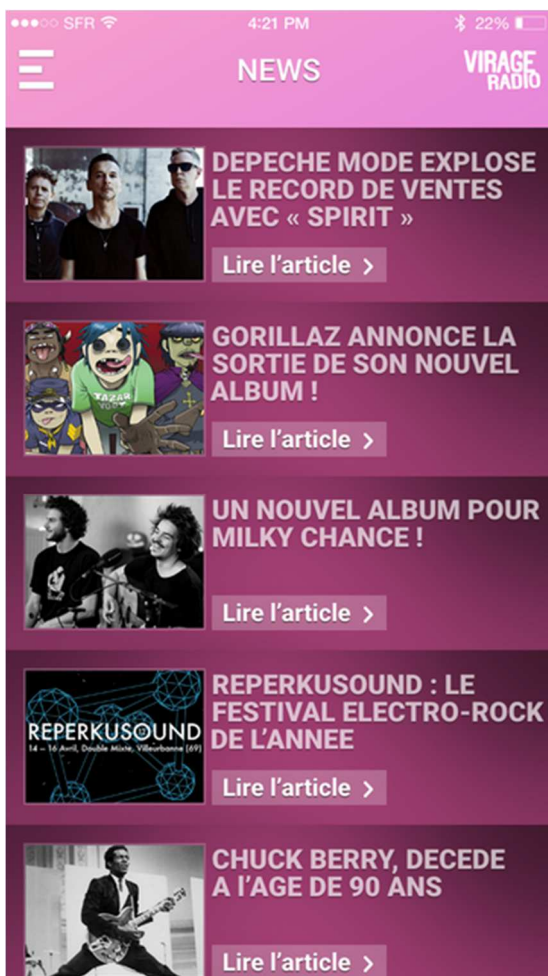


You filter your search by "NEWS"
 If you type a word to research a cross is displayed on the right and you can delete your search by clicking on it (example with "Example" on the picture above)

Page ARTICLE

This page consists of a list of articles with:

- the main picture cropped to the dimensions specified in the design
- The title of the article
- a possibility to discover the article by opening the tile by clicking on “Lire l’article”



Inside an article :

- Article
- Sharing Icon that opens **all** the available possibility of sharing on the phone the article (social networks apps, sms, mail... *message of sharing articles (TEXT COMING FROM API)

Page EMISSIONS

This page consists of:

- the CATEGORY “**Semaine**” (week) with below all the week programs + the “**Week-end**” category followed by all the weekend programs
- A list of VIRAGE RADIO programs

Every cell in the program list is made of:

- The visual of the show
- The title of the program
- days and hours of the program
- On an arrow (pointing down) that magnifies the cell

Each cell is expandable list. On click, the cell opens and displays the text description of the program. The arrow changes direction (facing up).

When you click on the cell of a program, that cell opens and the previous open cell closes. When you click again on an open cell, it closes.



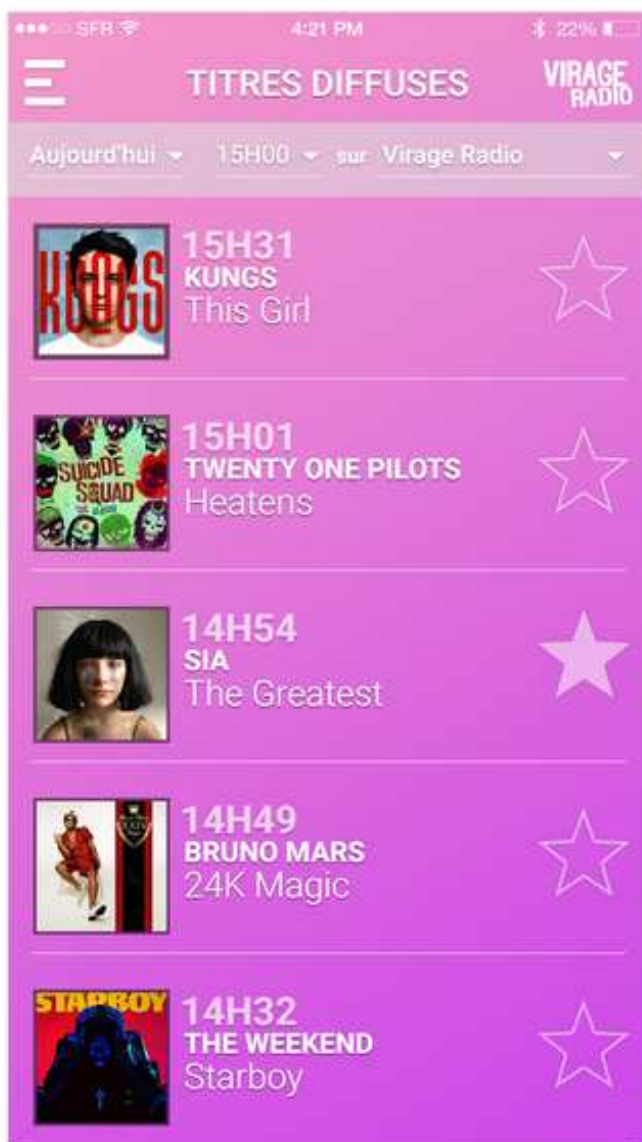
Page TITRES DIFFUSES

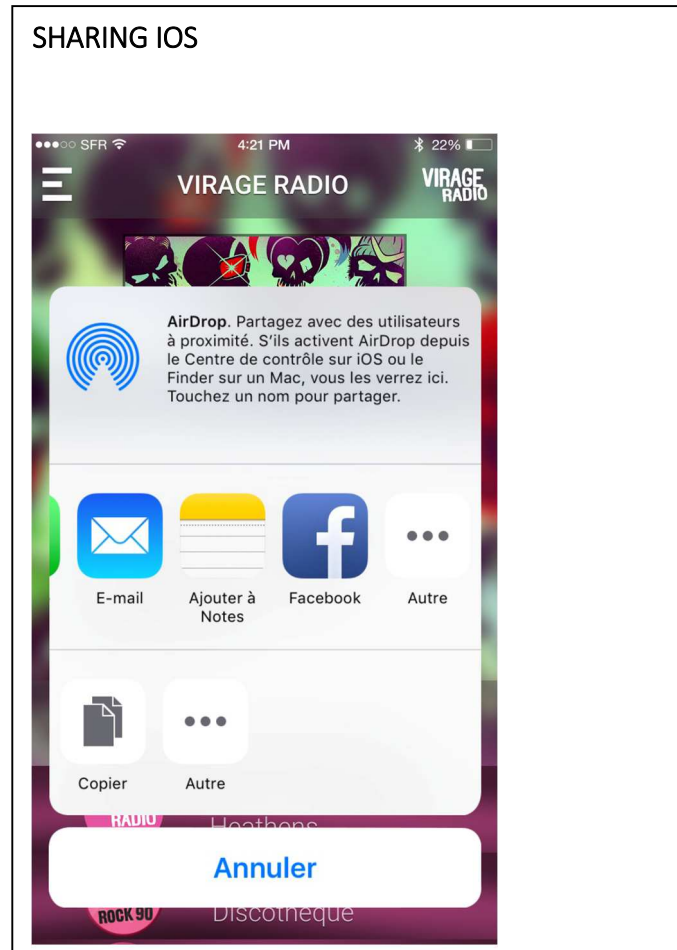
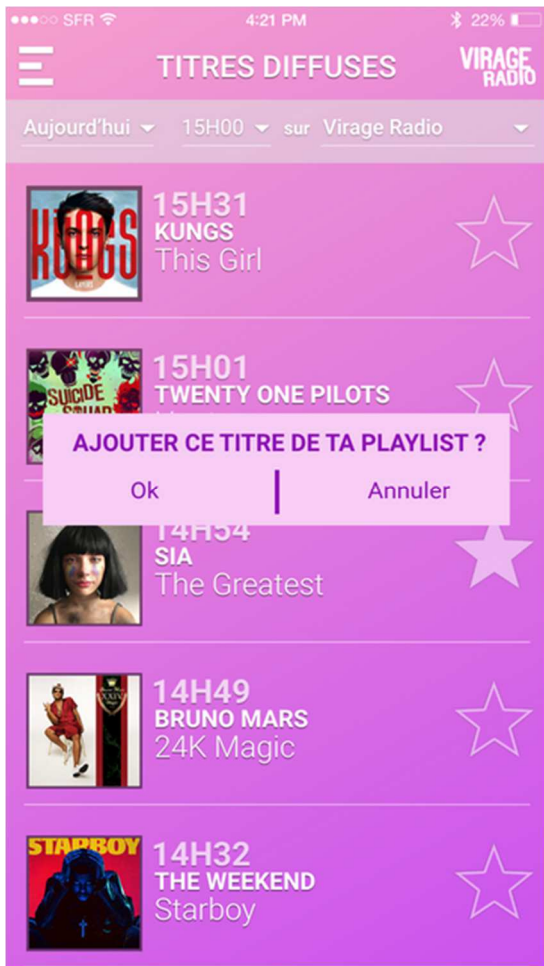
This page consists of a search form and expandable list of day/time/ internet radio.

The search form:

This form allows you to search by title: time and the selected Internet radio

- * Days – begins by “Aujourd’hui” (today) and if pressed display the phone calendar
- Time: drop-down hours round (results are displayed on an hourly hour range)
- Internet radio: drop-down list of names of Internet radio. The first in the list is VIRAGE RADIO





The user chooses at the top when and on what radio he wishes to see the program.

- When the demand comes in the same time slot :
Results are displayed for the actual time to the beginning of the hour and the first half an hour before (example from 15h34 to 14h34)

- When the demand does not come in the same time slot :
Results are displayed from the beginning of the asked hour to the end of the asked hour (example from 14h00 to 15h00)

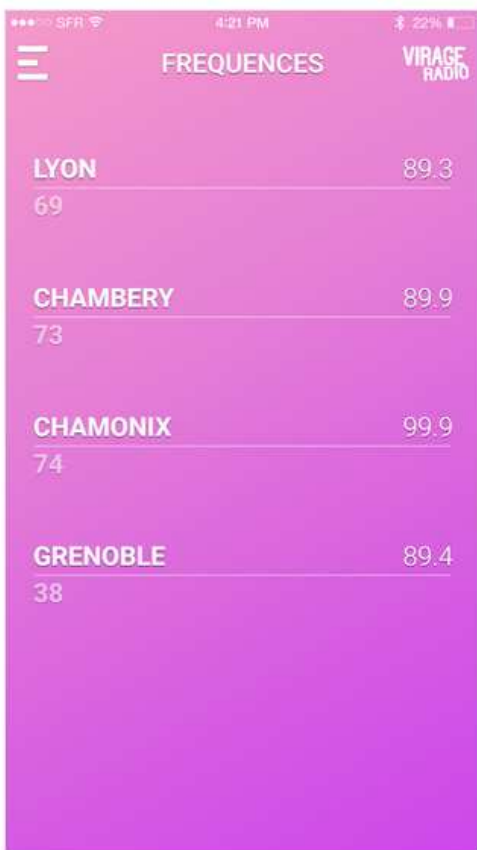
Each title includes:

- Visually Cover (picture sleeve)
- From the time it was played
- The current title information (artist name and song title)
- * a favorite star on the right, which can be unfilled when it is clicked
If the star is plain it means the title is in the user playlist.
You may slide to get the whole hour of titles

By default is displayed the program of the current time on Virage Radio from the beginning of the current hour.

Informations come from API

Page FREQUENCES



This page is composed of a geographical area selector (filter) and a list of radio frequencies of Virage Radio

Each cell consists of:

- The name of the city in white
- The department in **grey**
- the frequency (centered as on the example on the left)

This list is static, no action is expected to click on a cell.

Data coming from API

Page MA PLAYLIST

The page consists of a list of artists /titles that the user has added to favorites.

On the right : without any “favoris”





Each list item consists of:

- a sleeve picture
- The name of the artist
- The title
- A plain star

If you clic on a plain star you can delete a title from your favorites with a message “ Virage Radio – SUPPRIMER CE TITRE DE VOTRE PLAYLIST ? OK – ANNULER” if user press OK” title is deleted – if “ANNULER” page remains the same

There must be a possibility for the user to share his playlist on the different sharing option of the mobile
 *(TEXT COMING FROM API)

A specific page is provided in case the user has not defined favorite item (“Aucune playlist – Ajouter ici vos titres favoris”)

Page CONTACT

This page is created to contact various departments of Virage Radio and send one attachment piece

The screenshot shows a mobile application interface for contacting Virage Radio. The top status bar displays 'SFR', '4:21 PM', and '22%' battery. The app header features a hamburger menu, the word 'CONTACT', and the 'VIRAGE RADIO' logo. The main heading is 'CONTACTEZ VIRAGE RADIO'. Below this, a light blue box contains the text: 'Vous avez une question? Vous êtes témoin d'un événement? Contactez-nous en utilisant le formulaire ci-dessous'. A dropdown menu is labeled 'ALERTEZ VIRAGE RADIO!'. The form fields are: 'Votre nom' (with a sub-field for 'Votre prénom'), 'Votre e-mail', 'Votre téléphone', 'Sujet', and 'Votre message'. At the bottom, there are two buttons: 'Ajouter une pièce jointe' and 'ENVOYER'.

This page consists of:

- An explanatory text in header (see picture)
- A drop-down list of possible recipients (« Alerte Virage Radio! » / « contactez la rédaction » / « contactez la radio » / « contactez la régie commerciale »... coming from the API)
- The fields "email" and "message" are mandatory, the rest is optional. * [Below error message to display \(TEXT COMING FROM API\)](#)
- A button « Ajouter une pièce jointe »
- A button « Envoyer »
- A text that provides additional information on contact details coming dynamically from API



Click on the button « Ajouter une pièce jointe » active several tabs:

- Select a photo or an existing video (opens the gallery of the phone)
- Cancel

After selecting attachments, they are visible in the text field. The user can remove them as erasing a text or send them by clicking the button « Envoyer ».

If the user clicks on the button « Envoyer » without having previously completed the required fields, then an alert will warn the user that he must first complete the missing information. * see error message below (TEXT COMING FROM API)



This page allows the user to follow VIRAGE RADIO via the website and social networks, and share application VIRAGE RADIO

Section PARTAGER VIRAGE RADIO :

- On click on « Partager l'application», the app opens ALL the sharing oportunities proposed on the phone –*sharing text below (TEXT COMING FROM API)
- On click on « Noter l'application », App stores opens on the application page (coming dynamicly from API)
- With mention légales you display a page sent by the API a responsive way

Section Suivre VIRAGE RADIO : (coming dynamicly from API)

- « Visiter le site VIRAGE RADIO» goes to internet website
- « VIRAGE RADIO sur Facebook » goes to Facebook de VIRAGE RADIO
- « VIRAGE RADIO sur Twitter » goes to Twitter de VIRAGE RADIO
- « VIRAGE RADIO sur Google + » goes to Google + de VIRAGE RADIO
- « VIRAGE RADIO sur Instagram » goes to page Instagram de VIRAGE RADIO

Texts to display on this app – MOST are coming from API :

Sharing from the RADIO page :

« J'écoute un titre sympa en ce moment sur l'application VIRAGE RADIO ! »
+ Artist playing / Title playing
"L'application VIRAGE RADIO est disponible gratuitement pour Android, IOS, et WindowsPhone"

+ put picture of the sleeve of the artist/title playing

Sharing from the PODCAST page :

« J'écoute un podcast sympa en ce moment sur l'application VIRAGE RADIO ! »
+ title of podcast playing
"L'application VIRAGE RADIO est disponible gratuitement pour Android, IOS, et WindowsPhone"

+ put link to chosen podcast

Error message from Contact page

When the "E-mail" field is blank, the alert text is: " VIRAGE RADIO - Merci de bien indiquer votre email "
When the "E-mail" seems wrong, the alert text is: " VIRAGE RADIO - Votre email semble être non valide "
When the "Message" field is blank, the alert text is: " VIRAGE RADIO - Merci de bien indiquer votre message "

Error message in case of wrong joined file :

« Attention ! ce document ne pourra nous parvenir car il semble non valide. »

Sharing from the PLUS page :

« J'ai découvert une radio EXCEPTIONNELLE !!!
L'application VIRAGE RADIO est disponible gratuitement pour Android, Iphone et WindowsPhone »
+ put picture of the logo

Sharing from the ARTICLE page :

object : « Article sympa sur l'appli VIRAGE RADIO ! » (ONLY FOR EMAIL)
text : Title of the article "Article sympa trouvé sur l'application mobile VIRAGE RADIO : »
URL of the article + picture of the article
« (disponible aussi sur le site : www.VIRAGE RADIO.com) »

RESUME OF SDKs and TAGS that must be included:

- MEDIAMETRIE -> Documentation in French here :

<http://ecouter.lesindesradios.fr/divers/estat-sdk.zip>

Plan de taggage VIRAGE RADIO

	Page / Action	Rubriquage		Objectif
		Niveau 1	Niveau 2	
1	Home / Direct	accueil	-	Number of openings of the app / page direct
2	Titres diffusés	titres	-	Opening of the « titre diffusés » page
3	webradios	webradios	-	Name of the webradio played
4				
5	Emissions	emissions	-	Opening of the page émissions
6	Détail émissions	emissions	Name of emission	Détail d'une émission
7	News	news	-	Opening of the page « news »
8	Détail news	news	Name of article	Détail of an article
9	Playlist	playlists	-	Opening of the page playlist

SERIAL TO

USE :

IOS : 273073214327
ANDROID : 205005214328

- HIGH CONNEXION -> PUSHES / NOTIFICATIONS

See document in French sent with the specific file

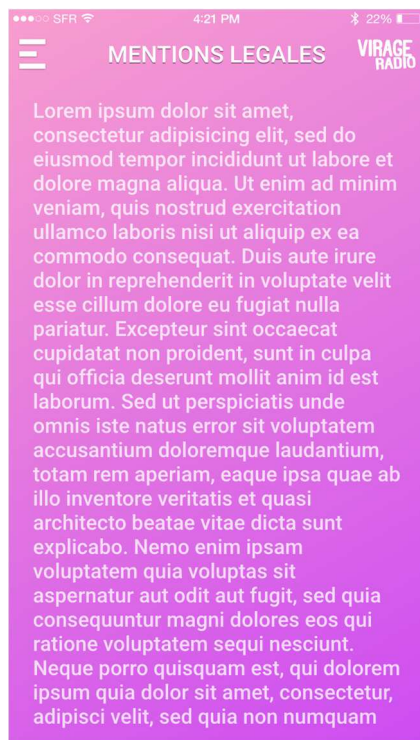
ADVERTISEMENTS

There must be integration of advertising inserts, standard sizes, in the application:

- A **banner** ad that will appear below the miniplayer for 4 seconds (add google code coming from API dynamicly)
- A **pop up** only displayed once at lauch of the app (add google code coming from API dynamicly)

MENTIONS LEGALES:

(displayed in a responsive page and coming from API dynamically)



OTHERS

- TAGS GOOGLE ANALYTICS -> cf API
- TAGS ADVERTISEMENT GOOGLE AD SERVER -> cf API
- TAG REVIEW ON THE STORE
- TAG DIPLAY OF TITLES/ARTISTS/NAME OF RADIO VIA BLUETOOTH